


MARWELL CORPORATION

Manufacturer of UL Listed Meter Socket Adapters

WWW.MARWELLCORP.COM

PO BOX 139 MENTONE CA 92359

(909) 794-4192 FAX (909) 794-0250



E/Z 1800 SERIES EXTENDER ADAPTERS

1800 SERIES

1800 = 3-3/4 inch offset

1800-1 = 4-3/4 inch offset

1800-2 = 5-3/4 inch offset

DEAD FRONT OPTION AVAILABLE



Patented, Mighty Bite jaw design.

UL Listed, proprietary blend, fiberglass reinforced polycarbonate housing.

Fits ringless meter sockets, mounts oversize equipment to meter socket.

Grounding system standard on all models.

UL Recognized components.

APPLICATION: Typically used to install oversized devices into ringless meter sockets that were not originally intended. May be used to connect conduit for meter data access.

<u>MODEL</u>	<u>JAWS</u>	<u>OFFSET</u>	<u>AMP MAX. - CONT.</u>	<u>VOLTAGE RATING</u>	<u>UL LISTED</u>
E/Z 1800-4	4	3-3/4	200A - 175A	600V	YES
E/Z 1800-5	5	3-3/4	200A - 175A	600V	YES
E/Z 1800-6	6	3-3/4	CT RATED	600V	YES
E/Z 1800-7	7	3-3/4	200A - 175A	600V	YES
E/Z 1800-8	8	3-3/4	CT RATED	600V	YES
E/Z 1800-13	13	3-3/4	CT RATED	600V	--

E/Z 1800-1-4	4	4-3/4	200A - 175A	600V	YES
E/Z 1800-1-5	5	4-3/4	200A - 175A	600V	YES
E/Z 1800-1-6	6	4-3/4	CT RATED	600V	YES
E/Z 1800-1-7	7	4-3/4	200A - 175A	600V	YES
E/Z 1800-1-8	8	4-3/4	CT RATED	600V	YES
E/Z 1800-1-13	13	4-3/4	CT RATED	600V	--



Consult Factory for Pricing and Availability.

MARWELL CORPORATION

Manufacturer of UL Listed Meter Socket Adapters

WWW.MARWELLCORP.COM


PO BOX 139 MENTONE CA 92359

(909) 794-4192 FAX (909) 794-0250

E/Z 1800 SERIES EXTENDER ADAPTERS


1800 Series

1800-2 5-3/4 inch offset



SEALABLE
LATCH
SCREW

3 LATCHES
SHOWN
RETRACTED



How does it work?

The 1800 Series adapter provides a simple method of mounting an enclosed instrument such as a box type cell phone, to an adapter and mounting the complete assembly, as a unit, into a ringless socket. The ringless socket cover is placed over the empty meter socket and the 1800 adapter is inserted in the socket through the meter hole. The 3 latches are extended behind the meter cover with the screw latches. The complete assembly will be securely held in place by the latches. The latches may be sealed.

<u>MODEL</u>	<u>JAWS</u>	<u>OFFSET</u>	<u>AMP MAX. - CONT.</u>	<u>VOLTAGE RATING</u>	<u>UL LISTED</u>
E/Z 1800-2-4	4	5-3/4	200A - 175A	600V	YES
E/Z 1800-2-5	5	5-3/4	200A - 175A	600V	YES
E/Z 1800-2-6	6	5-3/4	CT RATED	600V	YES
E/Z 1800-2-7	7	5-3/4	200A - 175A	600V	YES
E/Z 1800-2-8	8	5-3/4	CT RATED	600V	YES
E/Z 1800-2-13	13	5-3/4	CT RATED	600V	YES



Consult Factory for Pricing and Availability.